


ALUMIL

SMARTIA SD77



INSULATED ENTRANCE DOORS SYSTEM

SMARTIA SD77 is ALUMIL's system for entrance doors requiring modern design, high performance and emphasis on safety. The system provides the ability of making of multiple constructions combined either with aluminium panels or with glazing infills. With its modern, flat design it offers elegant uniformity enhancing the innovative design and aesthetics of the series.

- Basic system's depth 77 mm.
- Low threshold of only 22 mm height with slip resistant design.
- High level of thermal insulation and water tightness.
- Wide variety of security locks and hinges (concealed, barrel or surface mounted).
- Offers various typologies of entrance doors.
- Combined perfectly with the casement series SMARTIA S 77.

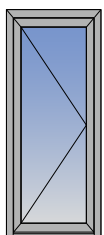




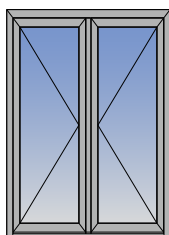
TECHNICAL CHARACTERISTICS

Minimum visible width	154,5 mm
Frame depth	77 mm
Sash depth	77 mm
Minimum visible width T-profile	76 mm
Sash mechanism weight limit	Up to 180 Kg
Glass thickness	23 up to 59 mm
Type of thermal insulation	Polyamides 40 mm width, NRG Bar, PE Insulation foam


TYOLOGIES



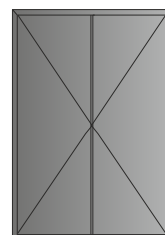
Single leaf door



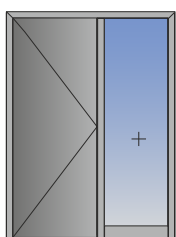
Double leaf door



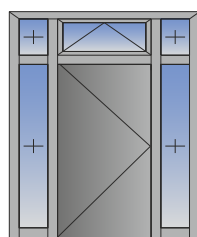
Single leaf door
with insulation panel



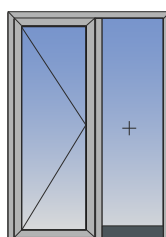
Double leaf door
with insulation panel



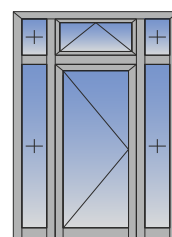
Single leaf door
with insulation panel
and fixed light



Single leaf door
with insulation panel,
fanlight and fixed lights



Single leaf door
with fixed light



Single leaf door
with fanlight and fixed lights

CERTIFICATES

	Air permeability EN 1026, EN12207	CLASS 4
	Watertightness EN 1027, EN 12208	CLASS 7A
	Resistance to wind load EN 12210, EN 12211	CLASS C4
	Burglar resistance EN 1627-1630	RC2
	Thermal Insulation EN 10077-2	$U_d=0,86 \text{ W/m}^2\text{K} *$

* For door dimensions 1,30 x 2,30 m and $U_p=0,3 \text{ W/m}^2\text{K}$