

CERTIFICATION	CLASSIFICATION								
WATER TIGHTNESS EN 12208	1A (0 Pa)	2A (50 Pa)	3A (100 Pa)	4A (150 Pa)	5A (200 Pa)	6A (250 Pa)	7A (300 Pa)	8A (450 Pa)	9A (600 Pa)
AIR PERMEABILITY EN 12207	1 (150 Pa)		2 (300 Pa)		3 (600 Pa)			4 (1600 Pa)	
WIND RESISTANCE MAX TEST PRESSURE EN 12210	1 (400 Pa)		2 (800 Pa)		3 (1200 Pa)		4 (1600 Pa)		5 (2000 Pa)
WIND LOAD RESISTANCE TO FRONTAL DEFLECTION EN 12210	A ($\leq 1/150$)			B ($\leq 1/200$)			C ($\leq 1/300$)		

EN DEC 2023

Alumil

**HEAD OFFICES
& SHOWROOM - THESSALONIKI**
GOGOUSI 8, EFKARPIA
THESSALONIKI - GR 56429
TEL.: +30 2313 011000
E-MAIL: info@alumil.com

OFFICES & SHOWROOM - ATHENS
TATOIOU AVENUE 67, ACHARNES
ATHENS - GR 136 77
TEL.: +30 210 6298100
EMAIL: athina@alumil.com

HEADQUARTERS & FACTORY
KILKIS INDUSTRIAL AREA
KILKIS - GR 61100
TEL.: +30 23410 79300
EMAIL: info@alumil.com

www.alumil.com




Alumil

Alumil SUPREME
S500 PHOS

The Art of Luxury Living



Only 25mm visible aluminium for unobstructed view




Recessed side track for uniformity




Magnetic levitation for effortless sliding

Recessed top track for clear lines



Minimal design and large spans for abundant natural light



Recessed bottom track for easy and safe access

The thermally insulated **SUPREME S500 PHOS** sets new standards for minimalism, with its clear symmetrical lines, impressive functionality and implementation of advanced technology.

TECHNICAL CHARACTERISTICS

VISIBLE ALUMINIUM FACE WIDTH	29 mm
FRAME HEIGHT	103 mm
FRAME WIDTH	210 mm
SASH HEIGHT	29 / 32 mm
SASH WIDTH	50 mm
INTERLOCKING PROFILE WIDTH	25 mm
SASH WEIGHT	1000 Kg
GLAZING	36 mm
INSULATION	POLYAMIDES, ABS