

ALUMIL

SUPREME SD 1 15 PIVOT



PIVOT ENTRANCE DOORS INSULATED SYSTEM

ALUMIL creates new horizons for modern residential and industrial design thanks to the innovative design of the system SUPREME SD 1 15 Pivot that offers extremely large entrance doors for an exceptional aesthetic result with a pure, minimalistic design and coplanar surfaces.

The system SUPREME SD115 Pivot provides an outstanding new feeling of brightness and connection between internal and external environments, rendering the system unique in concept and design.

The innovative design of the system, alongside the state-of-the-art equipment, provide the prerequisites for prestigious entrance doors with high aesthetics, exceptional quality and outstanding performances in terms of security, insulation and functionality.

- Pivot hinge with adjustable pins.
- Maximum safety with certified burglar resistance RC3.
- Maximum energy efficiency with high thermal insulation coefficient $U_d = 0,7 \text{ W/m}^2\text{K}$.
- High levels of thermal insulation with special anti-distortion polyamides 34mm, for improved performance in case of high temperature differences between indoors and outdoors.
- Perimetrical sealing with central gasket and 3 levels of EPDM gaskets.
- Co-planarity between wall, frame and sash
- Easy access with special 7mm low threshold
- Integrated recessed external handle

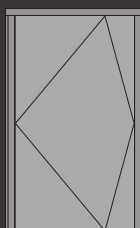




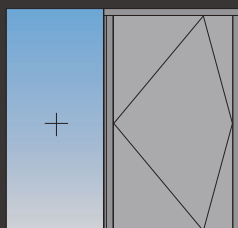
TECHNICAL CHARACTERISTICS

Frame width	115 mm
Sash width	115 mm
Sash weight	up to 250 Kg
Panel thickness	115, 120.5 και 126 mm
Thermal insulation	Polyamides 34 mm width, Energy bars, Insulation foam

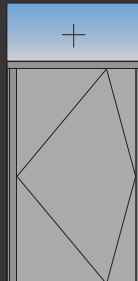
TYOLOGIES



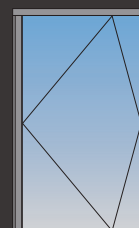
Single leaf Pivot door



Single leaf Pivot door
with fixed light



Single leaf Pivot door
with fanlight



Single leaf Pivot door
with transparent panel

CERTIFICATES



Thermal insulation - EN ISO 10077-2

$U_d = 0,7 \text{ W/m}^2\text{K}^*$



Burglar resistance EN 1627-1630

RC3

*For door dimensions 1,30 x 2,50 m
and $U_p = 0,3 \text{ W/m}^2\text{K}$