

ALUMIL


SMARTIA M14600



SLIDING SYSTEM NON INSULATED

SMARTIA M14600 is ALUMIL's brand new sliding system with extremely elegant straight lines, incorporating all the expertise of ALUMIL Group. It meets the modern architectural trends and the requirements for especially high performance and is the ideal solution for sliding systems in areas with warmer climates.

- Basic depth of sash 35 mm
- Minimum visible interlock width of only 23 mm so as to maximize visibility and natural lighting
- Special interlocking profile with integrated handle for functionality and significant wind load resistance (optional)
- Sash profiles available for 45° and 90° assembling
- Meeting stile width of just 62 mm
- Vast range of typologies compatible with various mechanisms
- Max Glass thickness up to 25 mm and weight per sash up to 180 Kg
- Smooth and easy sliding thanks to inox rails



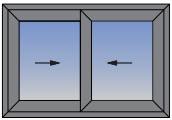


TECHNICAL CHARACTERISTICS

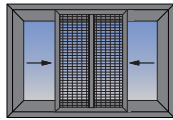
Visible aluminium face width	95,5 mm
Frame height	31,5 / 40,0 mm
Frame width	92,0 / 143,0 mm
Sash height	67 / 79 mm
Sash width	35 mm
Interlocking profile width	23 / 68,5 / 80,5 mm
Sash weight	up to 180 Kg
Glazing	up to 25 mm

TYOLOGIES

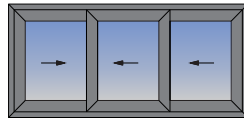
Horizontal sliding



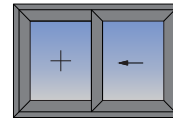
Two sash sliding window



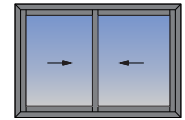
Two sash sliding window with fly screen



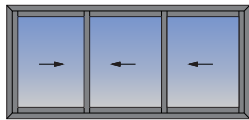
Three sash sliding window



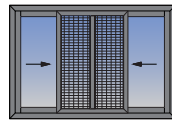
Single sash sliding window with fix pane



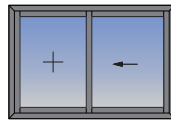
Two sash parallel sliding window 90° cutting



Three sash sliding window with fly screen

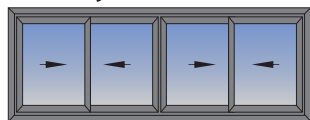


Two sash sliding window 90° cutting, with fly screen

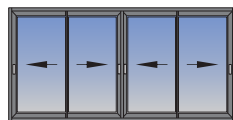


Single sash sliding window with fix pane 90° cutting

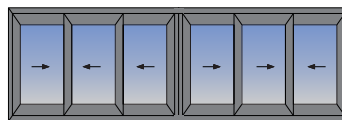
Meeting stile



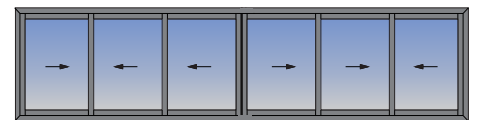
Four sash meeting stile window



Four sash meeting stile window 90° cutting

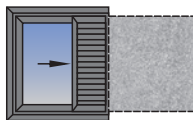


Six sash meeting stile window

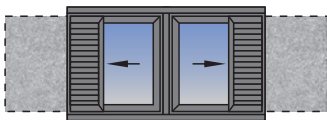


Six sash meeting stile window 90° cutting

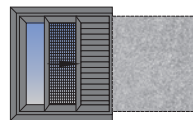
Sliding into wall cavity



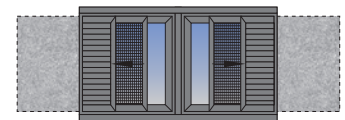
Single sash sliding window with shutter



Two sash sliding window with shutter



Single sash sliding window, with fly screen & shutter



Two sash sliding window, with fly screen & shutter

CERTIFICATES

ASTM AAMA 501.05

	Preload	+ 1375 Pa
	Static air leakage Infiltration/Exfiltration	± 150 Pa
	Static water penetration	+ 300 Pa
	Dynamic water resistance	+ 300 Pa
	Structural performance procedure B	
	100% of Design wind load	± 2750 Pa
	150% of Design wind load	± 4125 Pa

IFT Rosenheim

	Air permeability EN12207	CLASS 4
	Watertightness EN 12208	CLASS 7A
	Resistance to wind load EN 12210	CLASS C2/B2

